



Steel Recycling Institute
Southeast Recycling Conference
March 12, 2007



www.recycle-steel.org

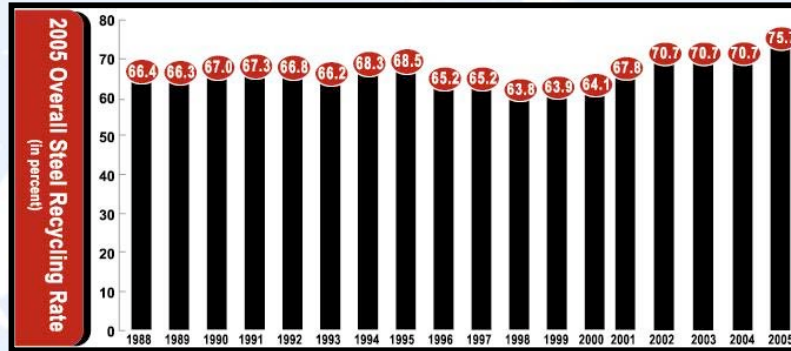


Recycling Rates



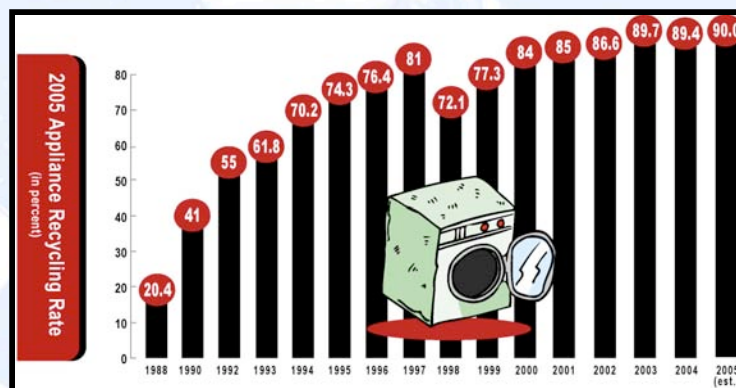
www.recycle-steel.org

Overall Recycling Rates



www.recycle-steel.org

Appliance Recycling Rates



www.recycle-steel.org

Automotive Recycling Rates



www.recycle-steel.org

Can Recycling Rates



www.recycle-steel.org

Construction Recycling Rates



org

Inherent Recycled Content

The total recycled content to produce the 45,230,900 tons of raw steel in the BOF is:

$$14,295,600 / 45,230,900 = \mathbf{31.6\%}$$

(Total Tons Ferrous Scrap / Total Tons Raw Steel)

Also, the post-consumer recycled content is:

$$(13,172,200 - 2,186,600) + 123,400 = 11,109,000$$

and

$$11,109,000 / 45,230,900 = \mathbf{24.6\%}$$

(Post-Consumer Scrap / Total Tons Raw Steel)

Finally, the post-industrial recycled content is:

$$(800,000 + 2,186,600) / 45,230,900 =$$
$$2,986,600 / 45,230,900 = \mathbf{6.6\%}$$

(Post-Industrial Scrap / Total Tons Raw Steel)



www.recycle-steel.org

Inherent Recycled Content

The total recycled content to produce the 55,131,300 tons of raw steel in the EAF is:

$$52,189,800 / 55,131,300 = \mathbf{94.7\%}$$

(Total Tons Ferrous Scrap / Total Tons Raw Steel)

Also, the post-consumer recycled content is:

$$(36,958,000 - 6,135,000) + 359,300 = 31,182,300$$

and

$$31,182,300 / 55,131,300 = \mathbf{56.6\%}$$

(Post-Consumer Scrap / Total Tons Raw Steel)

Finally, the post-industrial recycled content is:

$$(11,890,000 + 6,135,000) / 55,131,300 =$$

$$18,025,000 / 55,131,300 = \mathbf{32.7\%}$$

(Post-Industrial Scrap / Total Tons Raw Steel)



www.recycle-steel.org

The Value of What's Not Getting Recycled

<u>Material</u>	<u>Recycling Rate</u>	<u>Total available lbs.</u>	<u>Un-recovered lbs.</u>	<u>Value of un-recovered material</u>
Fiber	50.2%	200,199,203,182	99,699,203,185	\$3,813,494,522
Aluminum Cans	51.2%	2,964,843,750	1,446,843,750	\$954,916,875
PET Bottles	19.6%	4,290,816,326	3,449,800,004	\$931,446,001
HDPE Bottles	24.2%	3,310,000,000	2,508,980,000	\$577,065,400
Steel Cans	62.0%	2,109,634,551	801,661,129	\$43,089,286
Glass Bottles	22.0%	97,090,909,091	75,730,909,091	\$18,478,342
Total	40.3%	309,965,406,900	183,637,413,481	\$6,338,494,833



www.recycle-steel.org

Energy Consequences of Not Recycling

Material	Annual lbs per Household	Barrels Saved per Ton	Barrels Lost Annually	Energy Value Lost (@\$75/bbl in billion dollars)	Value per Household
Fiber	1,821.6	1.70	85,425,000	\$6.407	\$116.14
Aluminum Cans	27.0	40.00	28,936,875	\$2.170	\$40.47
PET Bottles	39.0	16.30	28,115,870	\$2.108	\$23.87
HDPE Bottles	30.1	16.30	20,454,870	\$1.534	\$18.41
Glass Bottles	883.4	0.12	4,543,855	\$.341	\$3.98
Steel Cans	19.2	1.80	1,141,756	\$.085	\$1.30
Total	2,820.4	1.93	168,618,226	\$12.645	\$204.16

168,600,000 barrels or 3.5%



www.recycle-steel.org

I wish for...



www.recycle-steel.org

no housework,
no cooking,
no cleaning ...



EnviroMetal

www.recycle-steel.org



EnviroMetal

www.recycle-steel.org



The logo for the Steel Recycling Institute, featuring a grey recycling symbol with three arrows forming a triangle. A red star is at the top, a yellow star is at the bottom left, and a blue star is at the bottom right. The word 'STEEL' is written in bold black letters across the center of the symbol, with a registered trademark symbol (®) to its right. Below the logo, the text 'Steel Recycling Institute Southeast Recycling Conference March 12, 2007' is displayed. In the bottom left corner, there is a small logo for 'EnviroMetal' and the website address 'www.recycle-steel.org' is printed in the bottom right corner of the image area.

Question: What's that big sucking sound you hear?




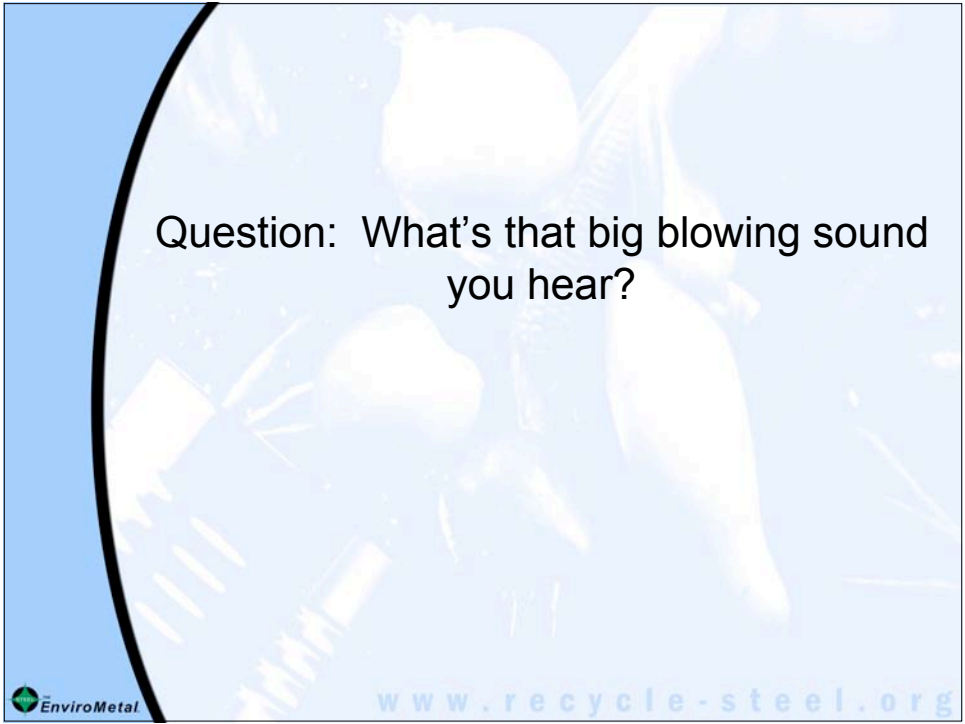
www.recycle-steel.org

Agricultural Regions

Answer:



www.recycle-steel.org



China Factoids

1. Population

- Disparity in wealth
 - 400 million poverty (\$2 per day)
 - 300 million wealth (\$20,000+ per year)
 - 600 million in between

Growing Discontent over
disparity in wealth distribution.



www.recycle-steel.org

China Factoids

1. Population (con't)

- Employment/Jobs
 - 100 million jobs needed
 - Unemployment + 20%
 - Agricultural employees – 45% of population
(Mexico = 20%, US = 2%)
 - Agricultural = 12% of GDP
 - Agricultural imports are growing



www.recycle-steel.org

